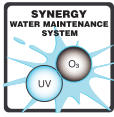





**Swim Spa
World**

THE TEXAS I

PASSION SPAS MODERN COLLECTION



SPECIFICATIONS/GENERAL

| | |
|--|---|
| Dimensions L x W x H..... | 243 x 224 x 93 cm |
| Number of Seats..... | 4 |
| Number of Loungers..... | 2 |
| Capacity in Liter..... | 1570 |
| Dry Weight in kg..... | 380 |
| Full Weight in kg..... | 1850 |
| Shell Material..... | Aristech® Acrylic with Vinylester and Polyester |
| Synthetic Maintenance Free Cabinet..... | Standard |
| Removable Side Panels..... | 4 |
| Cabinet Material..... | Synthetic |
| Durable Support System..... | Synthetic |
| Everlast™ Full Floor Support Material..... | Polyester |
| High Density Urethane Insulation..... | Standard |

WATER

| | |
|----------------------------------|----------------------------|
| Total jets..... | 48 |
| Water Jets, Stainless Steel..... | 50 |
| Filters / Surface..... | (2) 50 Square Feet |
| Side Access Skim Filter..... | High-Volume Vortex Skimmer |
| Floor Drain..... | 1 |
| External Drain..... | 1 |
| Hi Flow Suctions..... | 4 |
| 3" Directional Jets..... | 20 |
| 2" Directional Jets..... | 25 |
| Ozone Jets..... | 3 |

SYSTEM

SPECIAL FEATURES

| | |
|---|----------|
| Molded Headrest Soft Pillows with LED Light..... | 6 |
| StarBrite Interior LED Light System..... | Standard |
| Perimeter Light under shell lip..... | Standard |
| Aromatherapy System..... | Standard |
| Ozone Sanitation System..... | Standard |
| Synergy Water Maintenance System..... | Standard |
| Ultra Efficient Dual-Wrap Cabinet Insulation..... | Standard |
| 5/4 Ultra Efficient Walk-On Cover..... | Standard |
| Wifi Ready..... | Standard |

PUMP INFORMATION

| | |
|---------------------------------|--------|
| Massage Pump 1: LX LP300..... | 2,2 kW |
| Massage Pump 2: LX LP300..... | 2,2 kW |
| Filtration Pump: LX WTC50M..... | 250W |

ELECTRICAL SYSTEM

| | |
|-----------------------------------|-------------------------|
| Voltage..... | 230/380 V |
| Amperage..... | 230V - 20A / 380V - 16A |
| Full Flow Electric Heater..... | 3 kW |
| Control System..... | Balboa BP600 |
| Light (18 x Multi Color LED)..... | Standard |
| Electronic Topside Control..... | Balboa TP600 |



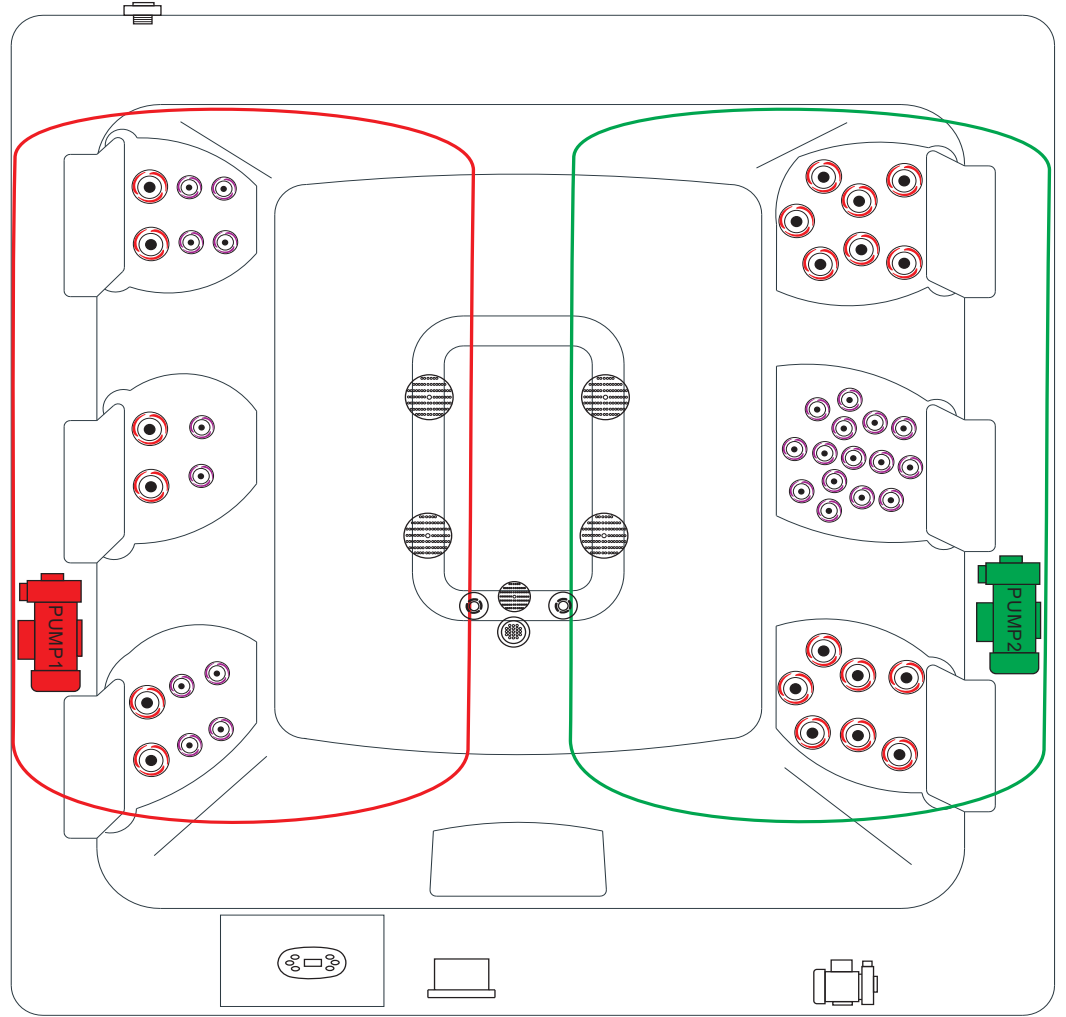


**Swim Spa
World**

THE TEXAS I

PASSION SPAS MODERN COLLECTION

POWER SUPPLY
1x 20A/230V or
1x 16A/380V



- | | | | | | | | | |
|---|-------------------|-------|---|--------------|--------|---|------------------------------|--------|
|  | Clusterjet 150233 | 25pcs |  | Pillow | 153559 |  | Controller & Heater JZ6013x1 | 150041 |
|  | Mini jet 152021 | 20pcs |  | Filter J2-25 | 151192 |  | WTC50 Circ. Pump | 150861 |
|  | Spa Light 150766 | 1pc | | | |  | Drainage | 150511 |
|  | Suction 150516 | 1pc | | | |  | WP200 Mass. Pump | 150819 |
|  | Suction 150517 | 4pcs | | | |  | WP200 Mass. Pump | 150819 |
| | | | | | |  | TP600 Display | 151059 |